



Academic Program Description Form


University Name: Baghdad
Faculty/Institute . college of fine arts
Scientific Department: art education
Academic or Professional Program Name : Baca lore
Final Certificate Name: Baca lore in art education
Academic System: annual
Description Preparation Date: 25/2/2024
File Completion Date: 25 /2/2024

Signature: 

Head of Department Name:
Prof.Dr.salih ahmed mahidi
Date:25/2/2024

Signature: 
Scientific Associate Name:
Date:

file is checked by:
Department of Quality Assurance and University Performance

25/2/2024
Signature: 

Director of the
Quality Assurance and
University Performance
Department: Date:
Signature:

Approval of the Dean

1. Course structure: Each course is offered over two weeks

Evaluation method	Teaching method	Name of the unit/course or subject	Required learning outcomes	hours	the week
directione	Discussion	Definition of layout and the role of line in constructing a work of art	Remembering and understanding	4	1 - 2
directione	Discussion	Types of calligraphy and layout styles	Discrimination	4	3-4
directione	Discussion	Font and building elements of artwork.	Interpretation and analysis	4	5-6
directione	Discussion	Calligraphy and relationships for creating artwork.	Interpretation and analysis	4	7-8
directione	Discussion	The characteristics of the font are:- 1. Pictorial and geometric. 2. Formation of imaginary lines in nature and space. 3. Organizing the point in space. The composition of the line, its area, and the meaning of the line. 4. Tangent and areal line physics. 5. 5. Line in space.	Interpretation and analysis	4	9-10
Practical examination	Application	Learn about the nature of calligraphy and its types (topic still life)	Interpretation and analysis	4	11-12
Practical examination	Application	Student exercises on models With surfaces of varying color and texture. (topic still life)	Practical performance	4	13-14
Practical examination	Application	Students know how planning methods work (topic still life)	Classification and discrimination	4	15-16
Practical examination	Application	Harmony and Contrast (Subject: Portra)	Aesthetic response	4	17-18
Practical examination	Application	Practical applications with different light values (topic: Portra).	Classification and discrimination	4	19-20
Practical examination	Application	Practical applications included creating paintings (topic: Portra)	Acceptance and artistic and technical sense	4	21-22
Practical examination	Application	Practical applications (topic: Portra)	Analysis and discrimination	4	23-24
Practical examination	Application	Practical applications (topic: Portra)	Analysis and discrimination	4	25-26

DiscussionTendencie s and trends	Discussion	Performing and technical activity (topic: Portra)	Aesthetic receptivity and response	4	27-28
Practical examination	Application	Practical training (Subject: Portra)	Participation and practical performance	4	29-30

Course name: Planning	
Layout: (still life + portrait)	
Course Code:	
Semester/Year: Annual	
Annual	
Date this description was prepared:	
2024/14/02	
Available attendance forms:	
My presence only	
Number of study hours (total)/number of units (total):	
120 hours annually. 4 hours per week.	
1. Name of the course administrator (if more than one name is mentioned)	
Full name: Professor Ali Maher Abdel Kadhim Makhif: ali.m@cofarts.uobaghdad.edu.iq	
1. Course objectives	
<p>1– Training and developing students’ planning skills.</p> <p>2– Training students on how to use planning pens.</p> <p>3– Understanding the meaning of calligraphy in showing the composition of the elements and structural relationships of the artistic work.</p>	
Recommended supporting books and references (scientific journals, reports....)	<p>Andrew Loomis – Drawing Heads And Hands</p> <p>Burne Hogarth – Drawing Dynamic Hands</p> <p>Burne Hogarth – Drawing the Human head</p> <p>It was included for students in the classroom</p>
Required textbooks (methodology, if any)	-----

Main References (Sources):	Faraj Abbo's book "The Science of the Elements of Art", Part One and Two
Electronic references, Internet sites	Video clips and academic explanations published on the website: www.you tube.com. Like the channel: https://www.youtube.com/@ArtofWeiHo